



District Report Card: 2017


State: Himachal Pradesh	District: Solan
Class: 8	Subject: Mathematics
Schools: 50	Students: 1115


Participation/Coverage


Students

<div>GENDER</div> <div></div>	Boys		Girls	
	Number	%	Number	%
	493	44.22	622	55.78

<div>AREA</div> <div></div>	Rural		Urban	
	Number	%	Number	%
	997	89.42	118	10.58

<div>CATEGORY</div> <div></div>	SC		ST		OBC		GEN	
	Number	%	Number	%	Number	%	Number	%
	441	39.55	38	3.41	45	4.04	591	53.00

<div>CWSN</div> <div></div>	LD	VI	HI	S&LD	ID	Oth
	1	2	0	1	4	6

<div>Management</div> <div></div>	Government		Government-aided	
	Number	%	Number	%
	1115	100.00	0	0.00

Average Performance of Students in Mathematics (%)

Overall	Gender		Area		Management		Social Group			
	Male	Female	Rural	Urban	Govt.	Aided	SC	ST	OBC	GEN
39.78	39.65	39.89	39.21	44.63	39.78	0.00	38.62	49.30	47.26	39.47

Performance on Learning Outcomes (LOs)

Learning Outcomes	Description	Average Performance(%)
M601	Solves problems involving large numbers by applying appropriate operations	33.27
M606	Solves problems on daily life situations involving addition and subtraction of fractions / decimals	41.10
M620	Finds out the perimeter and area of rectangular objects in the surroundings like floor of the class room, surfaces of a chalk box etc.	38.40
M621	Arranges given/collected information in the form of table, pictograph and bar graph and interprets them	27.58
M702	Interprets the division and multiplication of fractions	38.83
M705	Solves problems related to daily life situations involving rational numbers	35.34
M706	Uses exponential form of numbers to simplify problems involving multiplication and division of large numbers	30.38
M707	Adds/subtracts algebraic expressions	51.66
M710	Solves problems related to conversion of percentage to fraction and decimal and vice versa	28.21
M717	Finds out approximate area of closed shapes by using unit square grid/graph sheet	33.27
M719	Finds various representative values for simple data from her/his daily life contexts like mean, median and mode	53.49
M721	Interprets data using bar graph	54.25
M801	Generalizes properties of addition, subtraction, multiplication and division of rational numbers through patterns	35.80
M802	Finds rational numbers between two given rational numbers	34.72
M803	Proves divisibility rules of 2, 3, 4, 5, 6, 9 and 11	40.57
M804	Finds squares, cubes, square roots and cube roots of numbers using different methods	42.31
M808	Uses various algebraic identities in solving problems of daily life	43.04
M812	Verifies properties of parallelogram and establishes the relationship between them through reasoning	37.33
M818	Finds surface area and volume of cuboidal and cylindrical object	28.03
M819	Draws and interprets bar charts and pie charts	40.81

Range of Performance of Students who Answered Correctly							
Below 30%		30% - 50%		50% - 75%		Above 75%	
Number	%	Number	%	Number	%	Number	%
407	36.50	411	36.86	204	18.30	93	8.34

Lowest Performing Learning Outcomes (LOs)

- 1 - Arranges given/collected information in the form of table, pictograph and bar graph and interprets them (27.58)
- 2 - Finds surface area and volume of cuboidal and cylindrical object (28.03)
- 3 - Solves problems related to conversion of percentage to fraction and decimal and vice versa (28.21)

- 4 - Uses exponential form of numbers to simplify problems involving multiplication and division of large numbers (30.38)
- 5 - Solves problems involving large numbers by applying appropriate operations (33.27)